

Mac West Memo

Revisit iPhoto with Rebecca Kozol

I've taken some good pictures, now what do I do with them.



We had a full house at our September meeting with Les and Keith on photography and were inspired to be creative with our photos. This month we will focus on what to do with our pictures that we have accumulated and ways to share them. On October 14th we will take a look at what is

available in iPhoto and Graphic Converter and Picasa. Importing, cataloging, photo editing and sharing photos by making slideshows, books, calendars, cards etc. will all be explored. Come and share your experiences with the rest of the club.

MacWest Meetings

Come and join us at
9260 140th St.

Surrey, B.C. For a map and meeting updates visit our website.

<http://macwest.org>



Table of Contents

Page 1.....upcoming meetings
Page 4.....Being a Nana
Page 6.....Sept. Meeting notes
Page 7.....Podcasts
Page 8.....Ask Terry

COMING UP - OCTOBER 20TH FIRST BYTE - HANDS ON IPHOTO

At our October 21st meeting we are planning on having a hands on meeting. Bring your cameras and laptops if you have them and we will break into small groups to work with your pictures.



Important Announcement

Due to Remembrance Day being on our regular meeting day our meetings in November will be:
November 18th - Regular Meeting
November 25th - First Byte



145-4471 No.6 Road
Richmond, BC, Canada V6V 1P8

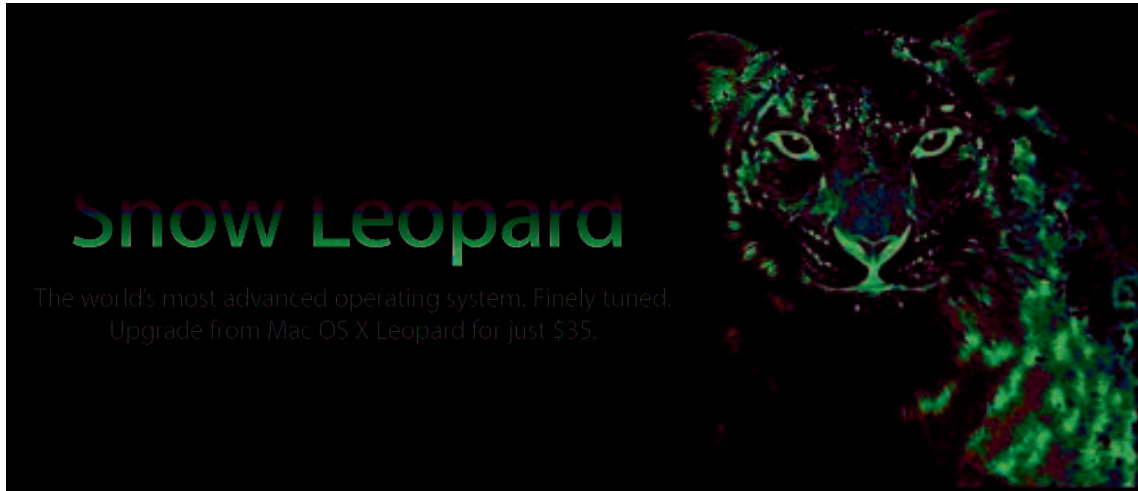
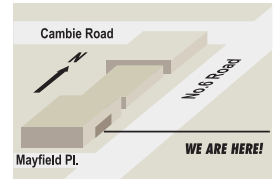
Hours:
Mon - Fri 10am - 6pm, Sat 10am - 2pm

Tel: (604) 821-1228

Fax: (604) 821-0813

Web: www.dmac.ca

Email: sales@dmac.ca



TOP 9 Reasons to Purchase from DMAC

- 1 Good Product Availability
- 2 Knowledgeable Mac Staff
- 3 Complimentary 2-hour Mac OS X 10.6 Snow Leopard Introductory Class
- 4 Complimentary 1-hour On-site 1-on-1 personal computer tutoring*
- 5 Warranty Out-of-warranty Repairs: Apple Authorized Service Centre with experienced Apple Certified Technicians. FREE computer pickup / delivery service.*
- 6 We accept trade-in
- 7 Complimentary 1-year Mac User Group membership
- 8 Discount on cash purchases*
- 9 Perfect Better Business Bureau (BBB) record

**Some restrictions apply. Please call for detail*

For more information please visit our website @ <http://www.dmac.ca>



MacWest



The **MacWest Memo**

The Newsletter of the MacWest Computer Society
A Macintosh™ User Group

Volume 24 Issue 10

MacWest Executive

Phil Beall.....	President/meeting director.....	604 942-5965	pbeall1@mac.com
Bob Pierreroy	Vice President.....	RCP594a@mac.com
Robert Scales.....	Treasurer/Membership.....	604 916-3606.....	rscales@shaw.ca
Brooks Gowanlock.....	Secretary.....	
Rebecca Kozol.....	MacWest Memo/Communications.....	604 467-2826	rkozol@mac.com
Dale Marcell	Webmaster	604 619-6727.....	dmarcell@mac.com
Donald Loftis	Meeting Audio Director	604 520-3034	choochoo351@shaw.ca
Terry Lawrence.....	Director at Large	604 594-0342	terrylawrence@shaw.ca

PDF

This PDF version has the same articles as the print version but may contain expanded articles. If you would like a print copy of this month's newsletter please email Rebecca Kozol rkozol@mac.com

ACKNOWLEDGEMENTS

This online MacWest Memo is produced on an MacBook Pro, using iWork Pagesand the fine print

Because this newsletter is intended to describe and comment on various activities, as well as hardware and software products, it is important we clear the air on certain matters. In cases where we refer to products identified by trade names, most, if not all, such products are claimed by companies using them as legally protected trademarks by the companies that make the products. It is not our intent to use any of these names generically, and the reader is cautioned to investigate a claimed trademark before using it for any purpose except to refer to the product to which it is attached. In particular Apple and Macintosh are registered trademarks of Apple Computer Inc.

Disclaimer

The MacWest Computer Society is an independent non-profit user support group for people with an interest in using the Macintosh computer system. The views expressed in this newsletter are not necessarily those of the MacWest Computer Society or its executive, and the MacWest Memo assumes no responsibility for the content or statements contained in this newsletter. All rights reserved. Articles printed in this newsletter may be reprinted for non commercial purpose without prior permission (and forwarding an issue to MacWest Computer Society at the address listed). Any other reproductions of any part of this newsletter may only be done with the permission of the author.

BEING A NANA

iTunes for Kids

By Rebecca Kozol

iTunes is not only for music it also includes apps for your iPod, Movies, TV shows, Podcasts, Audiobooks and iTunes U. All of these categories include things that are appropriate for children.

Music

iTunes has music from lullabies, children’s music and pre teen music all put into categories. From Raffi to Hannah Montana. You can purchase albums or individual songs. If you want to buy Baby Beluga and do not want to buy a whole CD you can purchase it for \$.99.

Movies

Need to entertain the grandchildren or just want to revisit your youth? You can purchase or rent Family movies on iTunes. Movies are about \$9.99 to \$19.99 to purchase and \$3.99 to rent.

TV Shows

I have enjoyed having the opportunity to purchase TV episodes. In the past I was purchasing Dora, Diego etc. From the Treehouse Channel. Now that Playhouse Disney is available I have purchased several episodes of Little Einstein that I can put on my iPod or laptop and keep my 3 year old grand daughter and 18 month old grandson entertain when waiting (for dinner at a restaurant for example).

Apps

Every day there are more apps for children. Some that Bryn and I love are:ABC Flashcards, Adam’s Art, Cartooning for Kids, Peter Rabbit, iDoodle. Most of the apps that I have are free apps

that have more to them if you purchase the full editions.

Audio Books

Reading a book is great but it is even better having a book read to you. There are many books for children from “The Very Hungry Caterpillar”, “Green Eggs and Ham” to Harry Potter”. There is a preview of the book so that you can get an idea of what it will sound like. I find that these are great when you are traveling. The cost of the book depends on the length of the book.

Need a quick gift? I will often go to the iTunes store and purchase a Gift certificate. You can personalize it and print it on your printer.

More on iTunes in the PDF



IPHOTO TIPS



The iPhoto tip for this month is to download the iPhoto tips and tricks widget onto your dashboard.
http://www.apple.com/downloads/dashboard/blogs_forums/iphototipsandtricks.html
 This widget gives you video and text tips on what is available in iPhoto.

SNOW LEOPARD

At our September First Byte meeting Phil introduced us to Snow Leopard. There is a very good introduction to Snow Leopard at the Apple Site but if you are considering upgrading or have upgraded to Snow Leopard you may want to visit the MacLife site that gives 100 tips and features for Snow Leopard.

http://www.maclife.com/article/feature/100_snow_leopard_tips_tricks_and_features?page=0%2C0




DON'T FORGET THE CHANGE IN NOVEMBER MEETINGS

Please mark your calendars and change the November meetings to November 18th for the regular meeting and November 25th for the First Byte meeting. Bring your friends and enjoy evenings of learning and discovery.

NOTES FROM SEPTEMBER 9TH MEETING

By Rebecca Kozol (done by memory as I didn't take notes at the meeting)

7:30 pm Call to order Phil introduced the executive and Keith Rajala and Les Raskewicz (our guest speakers for the night)

We had a full house for this meeting and nearly everyone brought a camera. Les lead us through a session of taking pictures from different vantage points. He emphasized and explained the reasons for shooting from different angles instead of straight on in order to get a unique point of view and dimension to the picture. We should not be afraid to stand on a chair, climb up a hill, lay on your back, or get on your knees. Remember to look around you as well. The best shot might be behind you. Great artists will go to great lengths to get that perfect shot!

Les also talked about the composition on your shot. He had us look at pictures in magazines and talked about the "rule of thirds"(dividing the picture into 3rds horizontally and vertically and seeing if the focal point was on an intersection of the lines). Les showed us some sensors from different cameras and explained how they worked.

After the break Keith demonstrated how he has used Photoshop to enhance his photos. He showed the effects of changing the white balance and how to sharpen an image. Les distributed a handout that will be available along with the PDF format of this newsletter. There was a period of questions and answers and the meeting ended with many raffle prizes being won.



Pictures by Robert Scales
View full size at macwest.org

PODCASTS

By Phil Beall

This month I want to talk about the new version of iTunes and how to now find all these great Podcasts.

iTunes is now up to version 9.1 and there are a lot of changes to it. The 'Home' sharing is new and that lets you now only share music and other things in your iTunes library with other computers in your home, it also lets you copy the files to any of your computers. The layout of the screen is also a bit different but still easy to get around. The biggest change I have found so far is the layout when you go to the iTunes store. I was used to seeing all the places listed in a column under the store. They are now in tabs across the top of the screen and if as in my case you didn't make the window big enough you will not get a complete list of everything. If you pick a category in the podcast section, you will get the view that we used to get. I find that quite easy to find what I am looking for with this view. So download the new version and have a look around. This month's picks.

Web Soup Video Podcast

From the producers of "The Soup" on 'E!', comes G4's newest series, "Web Soup". Host Chris Hardwick gives viewers a viral video fix coupled with his own fast-paced, sarcastic, and off-the-cuff commentary. Each show will feature an all new savory blend of brainless viral videos from the recent week, just



breaking online. There are 72 podcasts of anywhere from 2 to 4 minutes each and they can be very funny.
<http://itunes.apple.com/WebObjects/MZStore.woa/wa/viewPodcast?id=320432700>

AppJudgment (HD)


With hundreds of app's to choose from for your iPhone, Android or whatever smartphone you may have, how do you know what's worth the download? AppJudgment is here to be your source for mobile phone app reviews three times a week. There are 20 podcast here so far, they are short shows and the HD makes them look really good.



<http://itunes.apple.com/WebObjects/MZStore.woa/wa/viewPodcast?id=327087274>

Delicious TV Veg

Delicious meets healthy and its never been easier, and tasted so good! If you haven't caught Delicious TV's Totally Vegetarian on public television, catch some of our tasty Cholesterol free recipes here, with host Toni Flore as she whips up some of her favorites, like Better than Classic Lasagna, Hot Jamaican Jerk Tofu, a savory Tempeh Club Sandwich, and Mock Maryland Crab-Cakes, even a carnivore can delight in. Come and see the flavor. There are 81 short shows in HD, on making so many good for you things.



<http://itunes.apple.com/WebObjects/MZStore.woa/wa/viewPodcast?id=257573196>

Continued on Page 10

ASK TERRY

Graphic Converter Question.

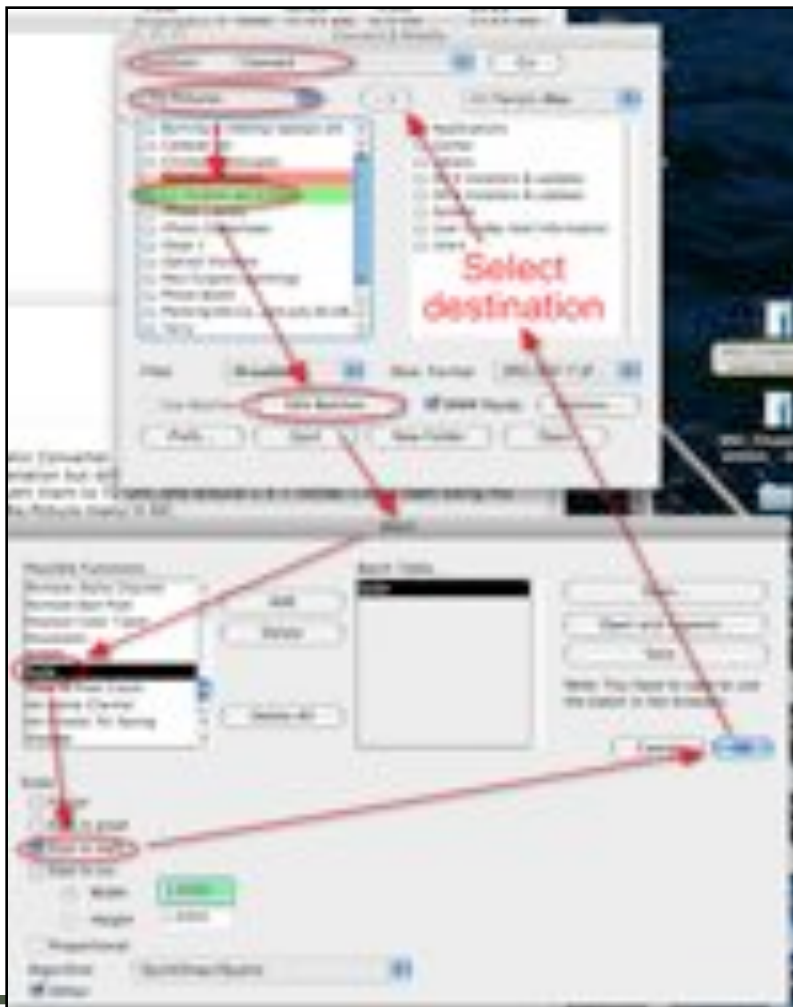
Question: I have a question about your article explaining how to batch convert photos in Graphic Converter. I use that program every day and I love it but have never figured out how to change the resolution and the size of a batch of photos. I tried following your explanation but still am a bit confused. What I want to do is to take photos that come out of the camera (they are 300 DPI and about 2 Megs and are 6.5 X 8.6 inches in size) and convert

them to 72 DPI, and around 5 X 7 inches. I have been doing my photos that way in order to email them but I have to do them one at a time, using the Size feature under the Picture menu in GC. If you get the time, could you explain in a bit more detail how to do that?

Answer: Open Graphic Converter and from the File Menu choose Convert & Modify. A picture sometimes being worth a thousand words, proceed in the sequence outlined in the screenshot, making the desired choices.

First, select the folder containing the pictures you want to change. Next, click on the Edit Batches button. That will open the Batch window. In the Batch window, choose a function (Scale, Rotate, Set to Pixel Count, or whatever) and enter the appropriate settings. Click on the Add button to enter a second or third set of changes if desired. Click OK to close the Batch window. In the main Convert & Modify window, Select a destination. If you want to create a new folder for the destination, click on the New Folder button to create a new destination folder. When you are ready to proceed, click on the right pointing arrow button between the source and destination selectors. The Convert & Modify window will show the progress of the conversion.

Graphic Converter is available from <http://www.lemkesoft.com/> for \$35 US. You can download a fully functional free trial version with all features and use it after waiting for 10 seconds while it asks you if you want to purchase it. Just click on the Try It button after the



countdown completes and the button activates. The delay will gradually increase to 30 seconds to encourage you to purchase it, which I recommend all Mac users do. It's a very useful versatile photo editing program, and a bargain at \$35. It can do most things Photoshop can do for a fraction of the cost.

Periwinkle Consulting Services



Terry Lawrence
 Certified Apple
 Product Professional

Macintosh setup, lessons,
 troubleshooting, & help.

periwinkle@shaw.ca 604-594-0342

Terry

Customizing the Safari
 Toolbar.

Question: As I was scrolling on a page in Safari, I would have an arrow (on top left upper bar) that would allow me to return to the previous page. I don't know what I did but now all I have is an icon of an open book that says: "show all bookmarks". How do I reinstate the arrow?

Answer: It sounds like you inadvertently deleted the Forward/Back button from your toolbar. To restore it, go to the View Menu in Safari and choose Customize Toolbar. That will open a drop down 'Sheet' showing the available buttons. Drag the ones you want onto the toolbar in the order you want them in. For instance, the Autofill button will use your information in your Address Book to fill in online forms with your name, address,

etc., while the Zoom button will make the text larger or smaller on a web page. To remove any you don't use, just drag them off the toolbar. You can always restore them later if you want them back. See screenshot.

Terry

Editor's note: You can customize the toolbar in Firefox etc. In much the same way. I have mine the way it works for me.



PODCASTS - CONTINUED FROM PAGE 7

By Phil Beall

Hidden Universe HD: NASA's Spitzer Space Telescope Witness

our universe in a whole new way! This video series highlights some of




the most exciting discoveries from NASA's Spitzer Space Telescope. In-depth 'Showcase' features, striking 'Gallery Explorer' montages, and other whimsical specials take you beyond the visible to a universe of dust and stars hidden from earth-bound eyes. There are 21 HD short videos here so far.

<http://itunes.apple.com/WebObjects/MZStore.woa/wa/viewPodcast?id=252259693>

The Ellen DeGeneres Show in a Minute

The Ellen DeGeneres Show highlights the one-of-a-kind humor of funny lady and Emmy Award winner Ellen



DeGeneres, along with celebrity interviews, musical performances and everyday people and their amazing, often curious life stories.

These videos are about two minutes long each and they just started September 18th. There are 5 so far.

<http://itunes.apple.com/WebObjects/MZStore.woa/wa/viewPodcast?id=160262103>

That's it for this month. If you find a Podcast that you think may be of interest to the members, please send me the link to it.

Phil Beall
<pbeall1@mac.com>



Draw Winners

Sept. 9th

Magazines

- Roger Smith
- Pete Ludolph

Sept. 16th

Magazines

- Ron Massey
- Eric Wol

Raffle Winners

Sept. 9th

- | | |
|----------------|---------------|
| Snow Leopard | Robert Scales |
| Photo Book | R Kozol |
| iPod adaptor | P Beall |
| Keyboard Cover | G Pullyblank |
| Les card | R Kozol |
| Les card | R Visscher |

Sept. 16th

- | | |
|--------------------|-----------|
| Little Mac Book | L Walther |
| iLife Answers | R Scales |
| Video Training DVD | R Gardner |

Macintosh OS X
Mail Address Book
iTunes iPhoto iMovie
iDVD iCal Preview
Appleworks iWork
Garage Band



Mac Seniors
Achieving the MAX from our MACs!

NEED HELP WITH YOUR NEW MACINTOSH OS AND SOFTWARE?
We provide well planned, customized, patient instruction on your Mac at your pace and convenience.
AFFORDABLE RATES

KEITH RICHARDSON
604-777-9365
keith@macseniors.ca
www.macseniors.ca

Why our customers return to Simply Computing

BC's largest independent Apple dealer

6 months, NO payments, NO interest, OAC

A+certified technicians repair both PC and Mac

Education discounts for students and faculty

Payment plan options up to 36 months

Rentals, custom-builds and business leasing available

FREE computer class with computer purchase

Apple certified staff that make sure you get what you need

Fully authorized service department offering both depot and on-site service



Your source for computers, peripherals, printers and Apple iPod



Authorized Reseller

Simply COMPUTING

SALES | SERVICE | RENTALS | LEASING | REPAIRS

www.simply.ca

VANCOUVER

KAMLOOPS

KELOWNA

LANGLEY

WHITE ROCK



MEMBERSHIP APPLICATION

Date: _____

Name: _____

Address: _____

City: _____ Prov.: _____ Postal Code: _____

Home Phone: _____ E-Mail Address: _____

How did you find out about MacWest? _____

MEMBERSHIP RATES

New Member and Renewal

\$35.00 per year \$65.00 for two years \$95.00 for three years

PAYMENT: Cash Cheque *(Made out to: MacWest Computer Society)*

Mailing address: Box 55537, Impact Plaza Postal Outlet,
15280-101 Ave., Unit 119,
Surrey, BC, V3R 0J7

MacWest Gift membership:

Given by: _____ \$35.00 for one year

Membership Number: _____

Calendar

October 14th

iPhoto

October 21st

First Byte - Hands on

November 11th

No meeting

November 18th

Regular Meeting

November 25th

First Byte



Mac Station

Vancouver, Burnaby
Abbotsford

www.macstation.com/

Eorum Claritatem
1234 Main Street
Anytown, State ZIP

Trenz Pruca
4321 First Street
Anytown, State ZIP